










**LEGEND**

-  Site Boundary
-  Excluded Zone  
(Power Station sub-zone)  
Approximate existing heights:  
Chimney Stack - 105m  
CHP cooling towers - 49m  
CHP plant - 48m
- Maximum Building Heights Permitted
-  Development Height 36m
-  Development Height 31m
-  Development Height 25m
-  Development Height 20m
-  Development Height 18m
-  Development Height 15m
-  Development Height 12m
-  Development Height 7m
-  Development Height 3m

Plan 3 - Building Heights Plan

