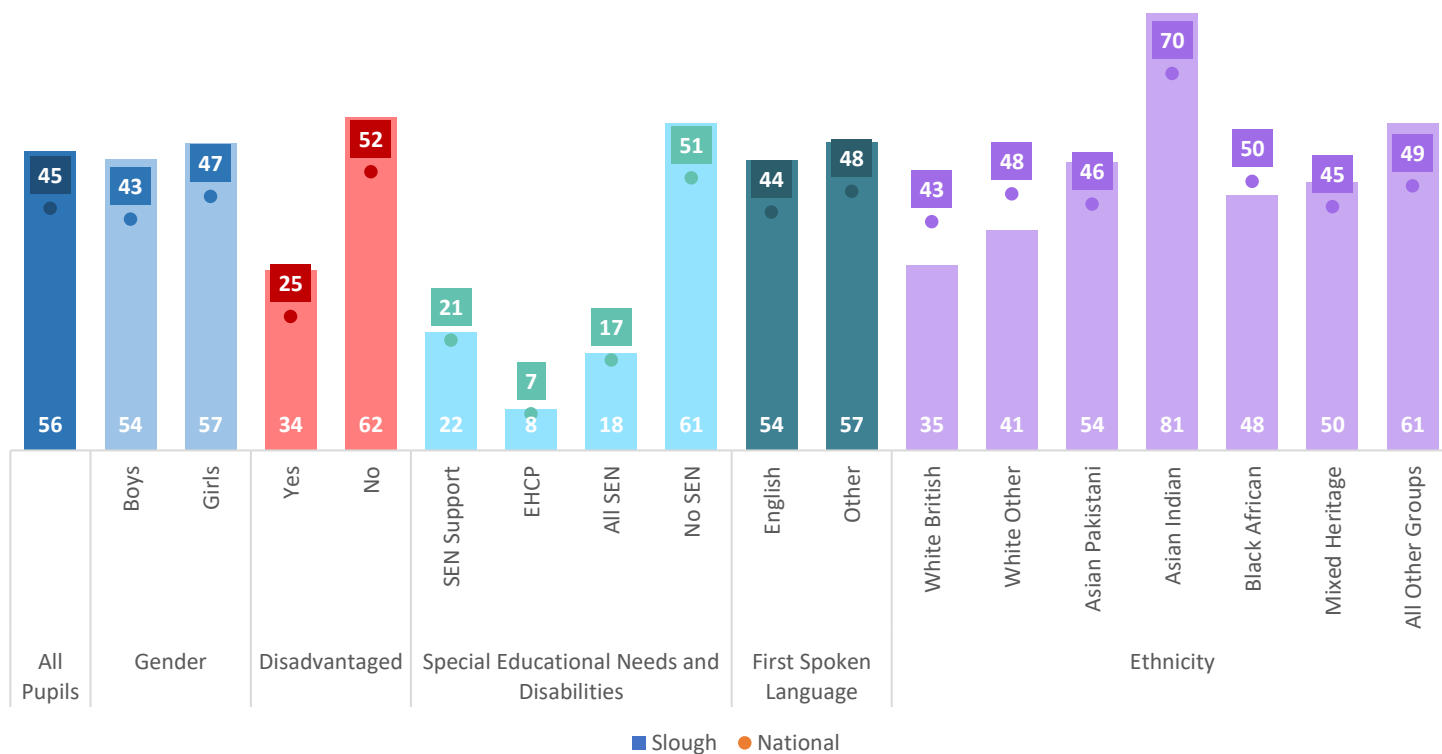


Education Equality Data Update March 2024 - Key Stage 4 Outcomes

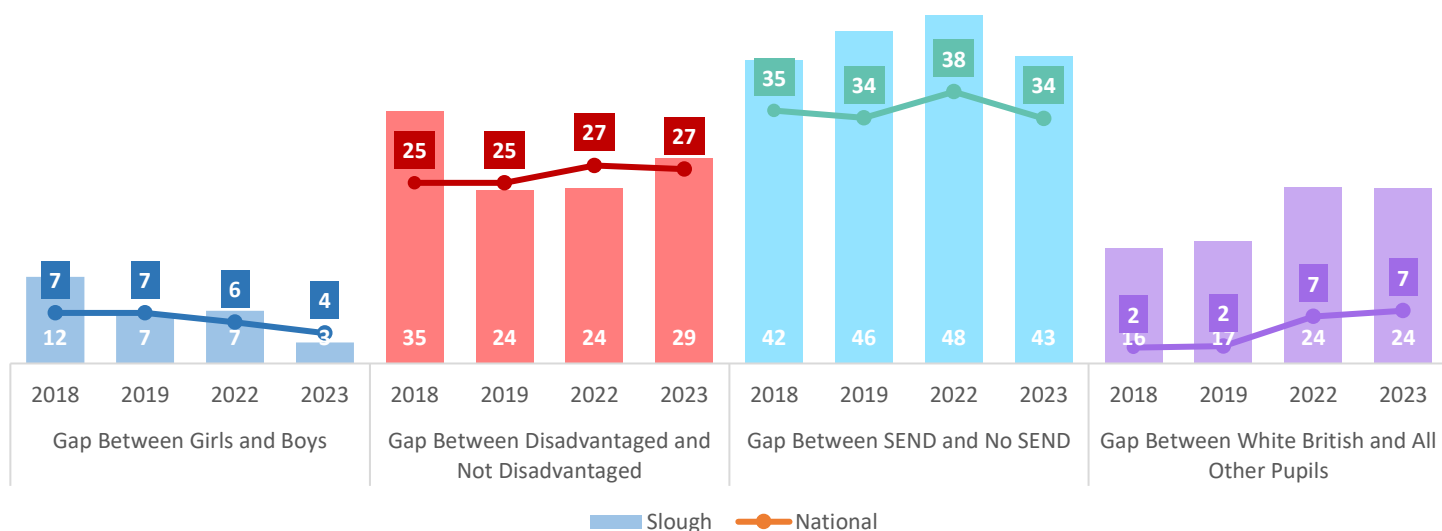
Outcomes by pupil group

Achievement by Pupil Group in Slough Schools at Key Stage 4: 2022/23
Percentage Achieving GCSE Grade 5 or Above in English and Mathematics



The percentage of pupils achieving Grade 5 or above in English and maths in Slough is above average for almost all pupil groups compared to similar pupils nationally. The exception is pupils of white other origin.

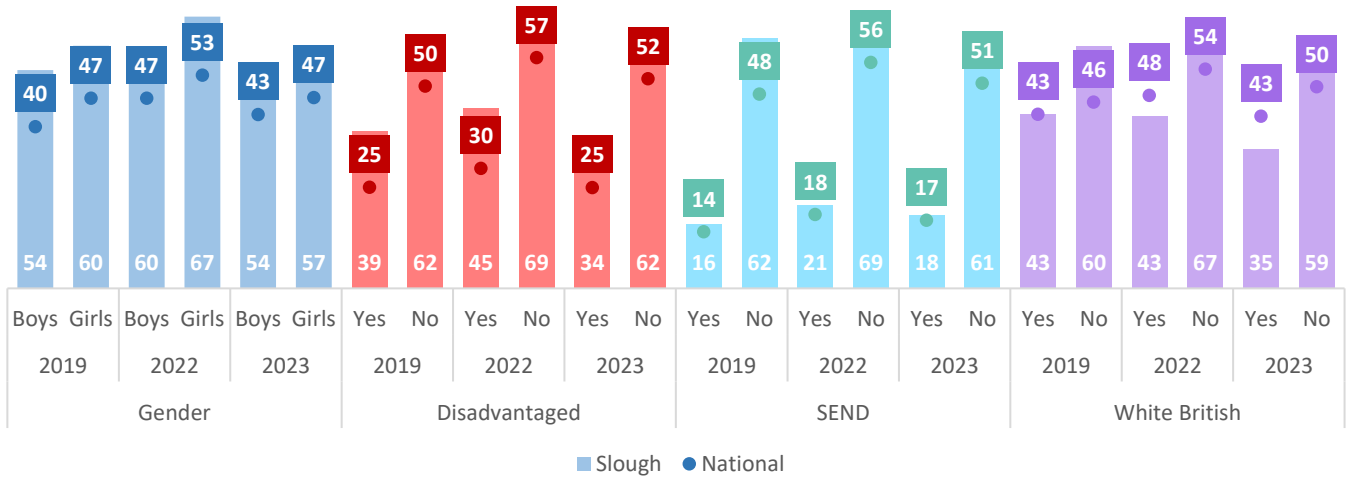
Achievement Gap in Slough Schools and National at Key Stage 4
Percentage Achieving GCSE Grade 5 or Above in English and Mathematics



Gender Gap

The gap between boys and girls within Slough in 2023 is slightly below the gap between boys and girls nationally.

Achievement by Pupil Group in Slough Schools at Key Stage 4
Percentage Achieving GCSE Grade 5 or Above in English and Mathematics



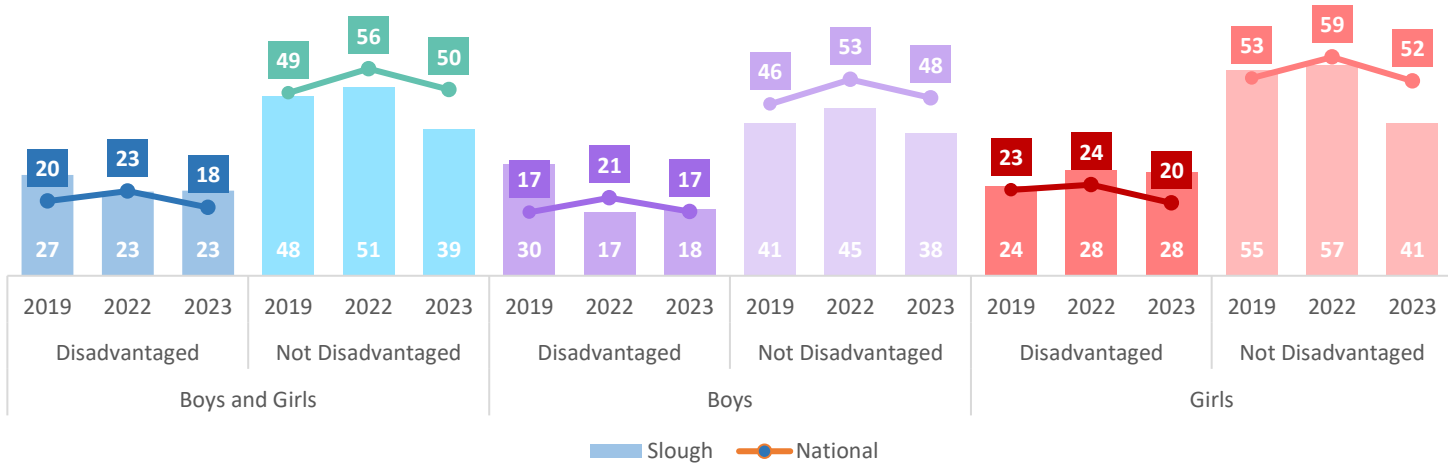
Disadvantaged Gap

Outcomes for disadvantaged students in Slough are significantly better than those for disadvantaged students nationally. The gap between disadvantaged and not disadvantaged pupils in Slough decreased in 2019 however has risen in 2023 to be slightly higher than the national average.

White British Gap

The gap between white British pupils and all other pupils in the LA is larger than the gap nationally and has been for the last four years. The small number of white British pupils must be borne in mind when attributing statistical significance. In 2023, 2,372 pupils completed KS4. The number of white British pupils was 310 which represents 13% of the entire cohort. Of these pupils 92 were disadvantaged which represents 30% of the white British cohort and 4% of the whole KS4 cohort.

Key Stage 4 Attainment of Disadvantaged White British Pupils in Slough Overtime
Percentage of Pupils Achieving Grade 5 or Above in English and Maths GCSE



For the past three years, the outcomes of white British disadvantaged pupils in the LA are either equal to or above the average of white British disadvantaged pupils nationally. However the achievement of non-disadvantaged white boys and girls is below the national average this year.