

**\*School Name\***  
**Staff Travel Survey**

We are asking all staff to complete this survey about how they travel to and from school now and in the future. Your answers will help us develop our School Travel Plan for our school, which will identify measures to reduce traffic outside the school, and to make it easier and safer for staff and pupils to walk, cycle and car share to school.

Please mark one circle like this ● when appropriate.








Q1 What is your home postcode?

This information will be treated as confidential and used for mapping purposes only.

Q2 What is your main activity?  
Teaching  Administration  Teaching Assistant  Other

Q3 Are you a full or part time member of staff?  
Full Time  Part Time

Q4 How do you usually travel to and from school (for the main part of your journey)?

 Walk      Cycle      Bus     Other: \_\_\_\_\_  
 Car      Taxi      Train      Car Share

Q5 What would be your main reason for choosing this mode of transport?

Convenience   
Cost   
Length of Journey   
Time of Day   
Security Issues   
Other (please state):

Q6 Please state what time you usually arrive and leave school?

Arrive  Depart

***Please only answer 7 to 10 if you currently drive a car to work. If you do not travel to work in a car please move to Question 11.***

Q7 What are the main reasons for you using a car to travel to work?

Essential for Job   
Providing a Lift to Others   
Childcare Reasons   
Health Reasons   
Lack of an Alternative   
Other

**Q8** Where do you normally park at work?

- School Car Park in Marked Bay
- School car Park in Unmarked Bay
- On a nearby street
- Commercial Car Park
- Other

**Q9** Would you be prepared to car share with other members of staff if feasible

- Yes
- No

**Q10** Which of the following would encourage you to car share?

- Help with finding 'sharing' partners
- Reserved parking for car sharers in school car park
- Already car share
- Other Reasons (please specify below)

**Q11** What measures would encourage you to travel to work by walking, cycling or public transport

- Better street lighting
- Better cycle/footpaths
- Better onsite facilities (lockers/showers/cycle parking)
- Better public transport drop off points
- More public transport information
- Public transport with better route coverage and/ or higher frequency
- Other (Please state below)

**Q12** If you have any comments on travel to and from school please write them in the box below.

**Thank you for completing the questionnaire**